

## MONTHLY STATISTICAL BULLETIN

## DECEMBER 2021

Market capitalization: 223.887.377.263

Turnover: 840.414.353

Number of transactions: 1.658

MBI10: 6.153,48

↑2,10%

↓ 31,61%

↑4,28%

↑ 4,53%

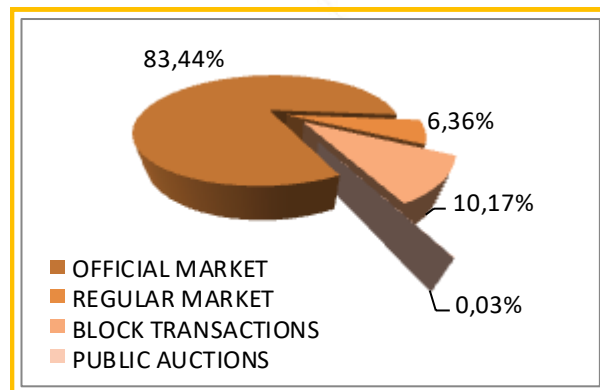
## BASIC INDICATORS

TURNOVER (denars)	November 2021	December 2021	% of change
<b>TRADING IN BEST</b>	<b>445.081.429</b>	<b>754.690.781</b>	<b>69,56</b>
SHARES	389.624.484	431.449.081	10,73
BONDS	55.456.945	323.241.700	482,87
OTHER SECURITIES	0	0	-
DAILY AVERAGE TURNOVER (denars)	20.230.974	35.937.656	77,64
DAILY AVERAGE NUMBER OF TRANSACTIONS	<b>72</b>	<b>78</b>	<b>8,33</b>
<b>BLOCK TRANSACTIONS</b>	<b>783.735.712</b>	<b>85.453.250</b>	<b>-89,10</b>
PUBLIC AUCTIONS	0	270.322	-
PUBLIC OFFERING	0	0	-
<b>TOTAL</b>	<b>1.228.817.141</b>	<b>840.414.353</b>	<b>-31,61</b>
<b>NUMBER OF TRANSACTIONS</b>			
TRADING IN BEST	1.579	1.649	4,43
BLOCK TRANSACTIONS	11	6	-45,45
PUBLIC AUCTIONS	0	3	-
PUBLIC OFFERING	0	0	-
<b>TOTAL</b>	<b>1.590</b>	<b>1.658</b>	<b>4,28</b>
<b>MARKET CAPITALIZATION (denars)</b>			
<b>MARKET CAPITALIZATION OF SHARES</b>	<b>219.290.059.000</b>	<b>223.887.377.263</b>	<b>2,10</b>
OFFICIAL MARKET-SHARES	213.350.281.538	218.250.744.638	2,30
MARKET OF JOINT STOCK COMPANIES WITH SPECIAL REPORTING OBLIGATIONS	5.939.777.462	5.636.632.625	-5,10
<b>MARKET CAPITALIZATION OF BONDS</b>	<b>17.440.527.420</b>	<b>18.318.883.856</b>	<b>5,04</b>
<b>MARKET CAPITALIZATION OF OTHER SECURITIES</b>	<b>313.102.125</b>	<b>312.666.183</b>	<b>-0,14</b>
<b>TOTAL MARKET CAPITALIZATION</b>	<b>237.043.688.545</b>	<b>242.518.927.301</b>	<b>2,31</b>
MBI10	5.886,98	6.153,48	4,53
OMB	133,66	133,62	-0,03
NUMBER OF LISTED SECURITIES*	96	96	0,00
NUMBER OF TRADING DAYS	22	21	-4,55

\*The calculation includes the shares of Idevelop AD Skopje, ArceloMittal Skopje (HRM) AD Skopje, Blagoj Tufanov AD Radovish and Trudbenik AD Ohrid which are long term suspended from listing.

## TURNOVER STRUCTURE

Market segment	Turnover (denars)	Turnover (EUR)	%	Number of transactions
<b>OFFICIAL MARKET</b>	<b>701.211.032</b>	<b>11.369.107</b>	<b>83,44</b>	<b>1.637</b>
<b>REGULAR MARKET</b>	<b>53.479.749</b>	<b>867.837</b>	<b>6,36</b>	<b>12</b>
<b>BLOCK TRANSACTIONS</b>	<b>85.453.250</b>	<b>1.386.679</b>	<b>10,17</b>	<b>6</b>
<b>PUBLIC AUCTIONS</b>	<b>270.322</b>	<b>4.382</b>	<b>0,03</b>	<b>3</b>
<b>TOTAL</b>	<b>840.414.353</b>	<b>13.628.004</b>	<b>100,00</b>	<b>1.658</b>



## MONTHLY STATISTICAL BULLETIN

## 10 MOST LIQUID SHARES (Official market)

Issuer	Max (denars)	Min (denars)	Average price (denars)	Volume	Turnover (denars)	Turnover (EUR)	%	Num. of trans.	Market capitalization (denars)
Komercijalna banka Skopje	12.000,00	10.610,00	11.032,60	15.925	175.694.206	2.849.078	46,48	600	26.724.180.107
Alkaloid Skopje	18.501,00	17.400,00	17.950,09	3.530	63.363.815	1.027.528	16,76	250	26.394.392.650
NLB Banka Skopje	31.080,00	27.270,00	28.780,48	1.068	30.737.551	498.490	8,13	107	24.934.208.408
Granit Skopje	1.430,00	1.310,00	1.374,37	19.382	26.637.998	432.064	7,05	121	4.277.752.458
Makpetrol Skopje	78.280,00	74.000,00	74.780,75	336	25.126.331	407.474	6,65	101	8.797.262.960
Stopanska banka Skopje	1.389,00	1.300,00	1.330,65	13.421	17.858.650	289.588	4,72	96	23.977.541.389
Makedonijaturist Skopje	4.850,00	4.700,00	4.731,03	1.760	8.326.608	135.121	2,20	39	2.193.397.950
VV Tikves Kavadarci	5.500,00	5.335,00	5.354,31	1.145	6.130.685	99.374	1,62	5	1.487.475.000
Replek Skopje	105.000,00	101.850,00	104.100,00	35	3.643.500	59.058	0,96	9	2.639.952.000
TTK Banka Skopje	1.430,00	1.305,00	1.388,33	2.587	3.591.599	58.249	0,95	24	1.298.279.840
Rest				31.507	16.858.389	273.429	4,46	126	95.526.301.876
<b>Total</b>				<b>90.696</b>	<b>377.969.332</b>	<b>6.129.453</b>	<b>100,00</b>	<b>1.478</b>	<b>218.250.744.638</b>

## TOP GAINERS / TOP LOSERS—OFFICIAL MARKET

Issuer	Average price (denars) 30.11.2021	Average price (denars) 30.12.2021	% of change
<b>TOP GAINERS</b>			
Hoteli Metropol Ohrid	240,00	308,00	28,33
RZ Tehnicka kontrola Skopje	422,00	500,00	18,48
Makedonija osiguruvanje Skopje - Viena Insurens Grup	1.000,00	1.131,00	13,10
Komercijalna banka Skopje	10.654,24	11.725,93	10,06
Stopanska banka Skopje	1.298,25	1.373,27	5,78
<b>TOP LOSERS</b>			
Vitaminka Prilep	13.502,00	12.150,00	-10,01
Liberti Skopje	66,00	60,00	-9,09
Stopanska banka Bitola	3.395,00	3.100,00	-8,69
Pekabesko Skopje	14.500,00	13.600,00	-6,21
RZ Uslugi Skopje	52,00	50,00	-3,85

## OVERVIEW OF THE TRADING WITH BONDS

	HIGH (%)	LOW (%)	Last daily average price(%)	Last trading day	Volume	Turnover (denars)	Turnover (EUR)	Yield to maturity *
Centralna Kooperativna banka AD Skopje—convertible bonds	100,00	100,00	100,00	10.12.2021	1.500	92.542.500	1.500.000	2,20%
TTK banka AD Skopje—corporate bonds	100,00	100,00	100,00	27.12.2021	200	12.321.400	200.000	3,17%
R.Macedonia - Government bond DO2021/13-0836	100,00	100,00	100,00	10.12.2021	15.000	150.000.000	2.431.286	2,50%
Government bonds-denationalization XII issue (RMDEN12)	99,50	99,00	99,31	30.12.2021	570	34.873	566	2,76%
Government bonds-denationalization XIV issue (RMDEN14)	99,00	99,00	99,00	30.12.2021	653	39.828	646	2,54%
Government bonds-denationalization XVI issue (RMDEN16)	99,80	99,50	99,50	30.12.2021	12.009	739.118	11.983	2,18%
Government bonds-denationalization XVII issue (RMDEN17)	99,80	99,80	99,80	30.12.2021	2.591	159.318	2.586	2,06%
Government bonds-denationalization XVIII issue (RMDEN18)	99,70	99,00	99,58	21.12.2021	2.708	166.346	2.697	2,11%
Government bonds-denationalization XIX issue (RMDEN19)	99,90	99,80	99,90	24.12.2021	52.994	3.264.712	52.927	2,02%
Government bonds-denationalization XX issue (RMDEN20)	99,90	99,90	99,90	27.12.2021	1.037.693	63.954.635	1.036.655	2,00%

\* The model for calculation of annual average yield to maturity is adapted to the characteristics of the bonds. Calculation date is 31.12.2021 using the last average price of the bonds.

# MONTHLY STATISTICAL BULLETIN

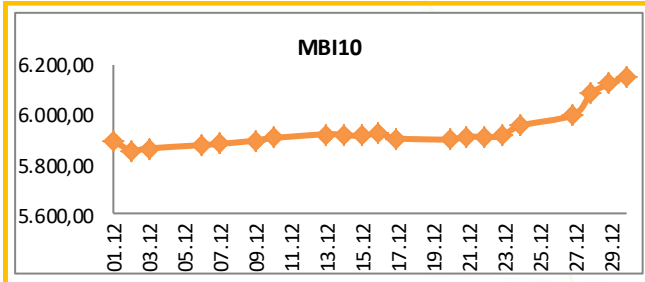
## MBI10

Value at 30.12.2021 **6.153,48**

MAX Value in December (30.12.2021) 6.153,48

MIN Value in December (02.12.2021) 5.856,93

% of change from 30.12.2020 30,79%



All about MBI10 on: <http://www.mse.com.mk/Indicies.aspx?Index=MBI10>

Composition of MBI10	Turnover (denars)	Volume	Num. of trans.	Last average price	% of monthly change of price
Alkaloid AD Skopje	63.363.815	3.530	250	18.440,17	5,57
Granit AD Skopje	26.637.998	19.382	121	1.392,78	2,50
Komercijalna banka AD Skopje	215.188.456	19.180	602	11.725,93	10,06
Makpetrol AD Skopje	25.126.331	336	101	78.280,00	4,37
Makedonijaturist AD Skopje	8.326.608	1.760	39	4.850,00	3,19
Stopanska banka AD Skopje	17.858.650	13.421	96	1.373,27	5,78
TTK banka AD Skopje	3.591.599	2.587	24	1.430,00	1,08
Makedonski Telekom AD Skopje	2.104.458	6.111	19	345,00	-1,43
Stopanska banka AD Bitola	567.512	176	7	3.100,00	-8,69
NLB Banka AD Skopje	66.612.551	2.318	108	29.194,88	0,67

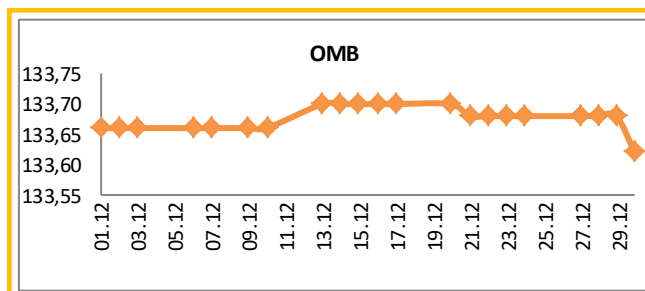
## OMB

Value at 30.12.2021 **133,62**

MAX Value in December (13.12.2021) 133,70

MIN Value in December (30.12.2021) 133,62

% of change from 30.12.2020 0,46%



All about OMB on: <http://www.mse.com.mk/Indicies.aspx?Index=OMB>

Composition of OMB	Turnover (denars)	Volume	Num. of trans.	Last average price	% of monthly change of price
Government bonds-denationalization XII issue (RMDEN12)	34.873	570	3	99,31	-0,19
Government bonds-denationalization XIII issue (RMDEN13)	18.969	311	1	99,00	-0,70
Government bonds-denationalization XIV issue (RMDEN14)	39.828	653	2	99,00	-1,00
Government bonds-denationalization XV issue (RMDEN15)	0	0	0	99,00	0,00
Government bonds-denationalization XVI issue (RMDEN16)	739.118	12.009	3	99,50	-0,30
Government bonds-denationalization XVII issue (RMDEN17)	159.318	2.591	5	99,80	0,00
Government bonds-denationalization XVIII issue (RMDEN18)	166.346	2.708	3	99,58	-0,12
Government bonds-denationalization XIX issue (RMDEN19)	3.264.712	52.994	15	99,90	0,10
Government bonds-denationalization XX issue (RMDEN20)	63.954.635	1.037.693	120	99,90	0,00



## MONTHLY STATISTICAL BULLETIN

## MBI10 LISTED COMPANIES RATIOS

Issuer	P/E Ratio <sup>1</sup>	Dividend yield <sup>2</sup>	Foreign investors participation in December 2021	Foreign investors participation in November 2021	Change
Alkaloid AD Skopje	22,61	2,17%	2,80%	2,80%	0,00%
Granit AD Skopje	75,14	1,20%	3,04%	3,08%	-0,04%
Komercijalna banka AD Skopje	13,78	5,12%	2,40%	2,45%	-0,05%
Makpetrol AD Skopje	25,23	2,55%	1,42%	1,41%	0,01%
Makedonijaturist AD Skopje	-	0,00%	0,81%	0,81%	0,00%
Stopanska banka AD Skopje	12,25	0,00%	92,37%	92,38%	-0,01%
TTK banka AD Skopje	14,33	6,26%	1,13%	1,16%	-0,03%
Makedonski Telekom AD Skopje	20,62	4,64%	1,09%	1,09%	0,00%
Stopanska banka AD Bitola	14,88	0,00%	1,97%	2,00%	-0,03%
NLB banka AD Skopje	14,63	6,12%	87,61%	87,61%	0,00%

[1] Share price at last day of trading in currently month, / Earnings per share

[2] The ratios are calculated using the data from the last published Audited financial reports and last paid dividend.

## FOREIGN INVESTORS—OFFICIAL MARKET

December 2021	Foreign Legal investors December 2021	Foreign private investors December 2021	Total Foreign entities December 2021	Total Foreign entities November 2021	Change
Shares <sup>[3]</sup>	34,25%	1,21%	35,46%	35,46%	0,00%
Denationalization bonds <sup>[4]</sup>	0,11%	0,07%	0,19%	0,19%	0,00%
Continuous government bonds <sup>[5]</sup>	0,05%	0,00%	0,05%	0,05%	0,00%

[3] Data as last day of trading in currently month according to the Central Securities Depository, regarding the participation of the foreign investors in the number of shares.

[4,5] Data as last day of trading in currently month according to the Central Securities Depository, regarding the participation of the foreign investors in the total nominal value of bonds.

## FOREIGN AND DOMESTIC INVESTORS IN THE TOTAL TURNOVER [6]

	BUYING % of total	SELLING % of total
Foreign private investors	0,66%	1,33%
Foreign Legal investors	11,16%	12,07%
<b>Total Foreign Legal entities</b>	<b>11,82%</b>	<b>13,40%</b>
Domestic private investors	40,04%	47,89%
Domestic Legal investors	48,14%	38,71%
<b>Total Domestic Legal entities</b>	<b>88,18%</b>	<b>86,60%</b>

[6] Data as last day of trading in currently month according to the Central Securities Depository, regarding the participation of the foreign and domestic investors in the total turnover.

## TURNOVER PER MEMBERS / in denars

Member	Code	Trading in BEST system	% of trading in BEST sys.	Block (denars)	% block	Public auctions	% of Public auctions	Public offering	% of Public offering	Total
Eurohaus AD Skopje	EH	297.499.704	19,71	144.950.000	84,81	0	0,00	0	0,00	442.449.704
Komercijalna banka AD Skopje	KB	411.185.119	27,24	5.788.500	3,39	0	0,00	0	0,00	416.973.619
INVESTBROKER AD Skopje	MI	256.605.038	17,00	0	0,00	203.200	75,17	0	0,00	256.808.238
ILIRIKA INVESTMENTS AD Skopje	IL	239.637.423	15,88	6.318.000	3,70	0	0,00	0	0,00	245.955.423
TTK Banka Skopje	TK	150.131.575	9,95	0	0,00	0	0,00	0	0,00	150.131.575
NLB Banka AD Skopje	TN	56.739.932	3,76	0	0,00	0	0,00	0	0,00	56.739.932
Fersped Broker AD Skopje	FR	42.468.662	2,81	4.602.000	2,69	0	0,00	0	0,00	47.070.662
Stopanska banka AD Skopje	SB	35.031.398	2,32	0	0,00	0	0,00	0	0,00	35.031.398
INOVO BROKER AD Skopje	IN	16.471.871	1,09	9.248.000	5,41	67.122	24,83	0	0,00	25.786.993
Sparkase banka AD Skopje	SP	3.610.840	0,24	0	0,00	0	0,00	0	0,00	3.610.840
<b>Total</b>		<b>1.509.381.562</b>	<b>100,00</b>	<b>170.906.500</b>	<b>100,00</b>	<b>270.322</b>	<b>100,00</b>	<b>0</b>	<b>100,00</b>	<b>1.680.558.384</b>

Turnover via BEST system and turnover in block trades is calculated on the basis of double counting, in order to include the executed cross trades by the MSE members in the structure of the overall MSE turnover. As since July 13, during the government auctions on the selling side there is no brokers (i.e. MSE performs this role), the turnover derived from government auctions is still calculated on the basis of single counting.

# MONTHLY STATISTICAL BULLETIN

## AS A REMINDER

The product of the Macedonian Stock Exchange **BESTNET ANALYTICS** is a modern internet service that helps investors in building well-founded investment strategies and in bringing valuable investment decisions.

### BESTNET ANALYTICS contains:

- Data for more than **100** companies traded on the Macedonian Stock Exchange
- More than **70** different financial indicators of companies and more than **40** indicators for banks
- Monitoring and comparing the values for the last **3** years
- Tracking results by quarters
- Data in den, euros and dollars
- Data for paid dividends from companies for the last **4** years
- Data for the major shareholders of the company
- Data for management bodies of the company
- Data for related companies
- Comparison and monitoring of a large number of financial indicators
- Monitoring indicators by sectors and industries
- Graphic display of technical indicators
- Over **40** technical indicators and oscillators
- Monitoring of investments, determining their current value
- Calculation of gains / losses from unrealized transactions
- Calculation of gains / losses from trades executed
- Simulated portfolios

Шифра на XB	Датум на трансакција	Број на трансакција	Количина	Куповна вредност - вкупно (во ден.)	Датум на последна цена	Последна просечна цена	Вкупна вредност (во ден.)	Нереализирана добитка / загуба (во ден.)	% промена од вкупна вредност на XB	% од вредноста на вкупните вложувања
<b>скратен преглед на поединечна трансакција</b>										
GRNT	17.02.2009	X52515136	600,00	360.000,00	21.01.2009	653,11	391.866,00	1.800.000,00	133,33%	3,74%
TELE	11.06.2009	1235649	600,00	360.000,00	21.01.2009	653,11	391.866,00	31.866,00	8,85%	1,00%
<b>детален преглед на поединечна трансакција</b>										
P.Македонија - денационализација 01 (PMДENO1)										
Тип на хартија	Bond		Куповна вредност - вкупно (во ден.)		107.092,08		Датум на последна цена		27.11.2007	
Датум на трансакција	11.07.2008		Последна просечна цена		85,00		Вкупна вредност (во ден.)		116.662,50	
Број на трансакција	1919		Нето вредност (во ден.)		6.614.520,00		Нереализирана добитка / загуба (во ден.)		11.198,57	
Количина	2.250,00		% промена од купување на XB		10,05%		% од вредноста на вкупните вложувања		0,30%	
Куповна цена (во ден.)	77,50		Акмулирана камата (во ден.)		1.238,85		Вкупна вредност (во ден.)		117.888,35	
Номинална вредност	1,00 EUR		Нето добитка / загуба (во ден.)		11.198,57		% промена од купување на XB		10,05%	
Куповна вредност (во ден.)	106.689,77		Нереализирана добитка / загуба (во ден.)		11.198,57		% промена од купување на XB		10,05%	
Купена акумул. камата (во ден.)	402,31		% од вредноста на вкупните вложувања		0,30%		Трансакциони трошоци (во ден.)		500,00	
Трансакциони трошоци (во ден.)	500,00									
<b>TOTAL</b>			<b>36.067.092,08</b>		<b>62.684.319,35</b>		<b>26.617.629,57</b>		<b>100,00%</b>	

Опис на XB	Податоци од тргувањето
Лазарен сегмент	Официјален пазар
Лазарен подсегмент	Берзанска котација - обични акции
Тип на XB	Обични акции
ISIN број	MKALKA101011
Вкупни издадени XB	1431353
Шифра на XB	ALK
Номинална вредност	25,56 EUR
<b>Дејења на цената и прометот</b>	
Највисока цена во посл. 52 недели	4.599,00
Најниска цена во посл. 52 недели	3.799,00
% промена во посл. 30 дена	8,48%
% промена во посл. 3 месеци	6,98%
% промена во посл. 6 месеци	0,80%
% промена во посл. 1 година	-4,07%
Просечен дневен промет во посл. 30 дена	645.146,23
Просечен дневен промет во посл. 3 месеци	812.362,12
Просечен дневен промет во тековната година	626.836,29
Просечен дневен промет во посл. 52 недели	1.304.591,88
<b>Показатели по акција за издавачот</b>	
Коefициент цена / добитка	10,43
Дивиденден принос	3,98%
Коefициент цена / Книговодствена вредност по акција	0,91
Коefициент цена / Акмулирана добитка по акција	2,62
Коefициент цена / приходи од продажба	1,01
Коefициент цена / парични прилими од оперативни активности	13,59
Коefициент цена / оперативна добитка	8,93
Коefициент цена / EBITDA	6,35
Највисок P/E во посл. 52 недели	11,46
Најнисок P/E во посл. 52 недели	9,47
Нето добитка по акција за посл. 12 месеци	430,59
Коefициент цена / добитка за посл. 12 месеци	9,77

For more information on : [www.bestnet.com.mk](http://www.bestnet.com.mk)



# ДО СОПСТВЕНИ КВАДРАТИ СО НАЈНИСКИ КАМАТИ

опција 1

**2,9%**фиксна камата за  
првите пет години

опција 2

**3,0%**фиксна камата за  
првите десет години**3,9%**променлива за остатокот  
од периодот на отплата

Период на отплата

до **30**  
години

Станбен кредит со  
најниски камати на пазарот



комерцијална банка ад скопје

www.kb.com.mk  
контакт центар: (02) 3 296 800



МАКЕДОНСКА БЕРЗА  
MACEDONIAN STOCK EXCHANGE